


URBAN NATURE CHALLENGE



Natural Treasures

Objectives:

- Use the SEEK ID app to identify plants
- Create a time capsule to share with your future self

Have you ever heard the phrase 'knowledge is power'?

It is a simple way of saying that the more you know about something, the more power you have over it. This is true in science but also for our internal thoughts and feelings.

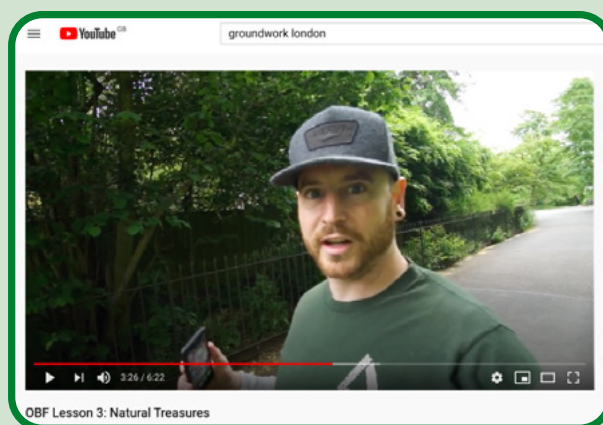
In this session, we're going to look at how naming something can give it meaning and significance.

If you are unable to type in this document, make sure you have a piece of paper and pen so you can write your answers down as you go through the worksheet.


Watch me - Challenge 3

To get you inspired and thinking more about plant identification, we set our Groundwork gardener Ben a nature challenge.

Watch this video to find out what he got up to: www.youtube.com/watch?v=TecFKCbJoj8



URBAN NATURE CHALLENGE



Task 1

Think of three things that are important to you and write them down below.


- 1.
- 2.
- 3.

Now think about how you could represent these things using a shape and a colour. For example – being outside is important to me and I would represent that with a green cloud shape.

- 1.
- 2.
- 3.

Feel free to draw your answers in the space below.

URBAN NATURE CHALLENGE




Task 2

Naming things, whether they're plants, animals or parts of the human body, has always played an important role in scientific understanding.

This is partially thanks to Carl Linnaeus, one of the giants of natural science. He devised the formal two-part naming system we use to classify all lifeforms. This is called Taxonomy.


A well-known example of his two-part system is the dinosaur *Tyrannosaurus rex*, another is our own species *Homo sapiens*.

Watch this video to find out more about taxonomy:
www.youtube.com/watch?v=XbFEde2Bb6k



When Carl Von Linné went to university he decided to give himself a Latin name – his new name was “*Carolus Linnaeus*”.

What would your Latin name be?



URBAN NATURE CHALLENGE



Task 3

Now that you've learnt the basics of taxonomy and identification, it's time for you to give it a go yourself! You're going to make a time capsule using only natural objects.

Imagine you're an older person (over 70) and you want to remind yourself what life was like.

Using only natural materials collected from spending time outside, collect 3 items and put them into a box. These can include stones, feathers, plants, etc.

One of these items will need to be part of a plant that you have identified.

To get started you'll need to download the SEEK by iNaturalist app on your phone. You can find this through the app store. If you don't have a smartphone ask someone in your household if you can use their phone.


This is what the app looks like:

Once the app has downloaded, open it.

You will be asked if you would like to make an account but click on the bottom option to continue as a guest.

Now you are ready to go!

1. Go for a walk to your local park or green space.
2. Take your phone with you and when you are on your walk use the camera function in the app to photograph and **identify at least one species of plants. Feel free to ID plants you are not putting in your time capsule.**
3. While you are outside collect two other natural items that you would like to put in your time capsule.



URBAN NATURE CHALLENGE



Task 3 Continued

Once you have returned home you can save any perishable items you have collected (leaves/plants/flowers) by putting them in between the pages of a heavy book to press them and dry them out.

You can find more instructions on how to press plants and flowers here:

www.nhm.ac.uk/discover/how-to-press-flowers.html



You can store your items in a cardboard box, plastic container or even a recycled tin like the one in the picture.

Now write a note to your future self to explain why you've collected the items you did, and what they mean to you. Here's an example below, but you should choose your own 3 items.

Dear future (insert your name),

I've collected a heart-shaped stone, a buttercup (pressed) and a white feather. The reason I've collected them is because they mean something to me:

1. The heart-shaped stone is because it reminds me of my family.
2. The buttercup reminds me that there is always a bright side to life.
3. The white feather reminds me of birds and freedom.

From my younger self
(insert your name and age)



URBAN NATURE CHALLENGE



Task 3 Continued

Your Answers:

What 3 items did you collect – including the scientific name of the plant.

- 1.
- 2.
- 3.

Write a copy of your note to your future self below:

